

AXIOM INVESTORS – September 2022

| | Number | Percentage |
|--|--------|------------|
| Number of votable meetings | 23 | |
| Number of meetings voted | 22 | 95.65% |
| Number of meetings with at least 1 vote Against, Withhold or Abstain | 9 | 39.13% |

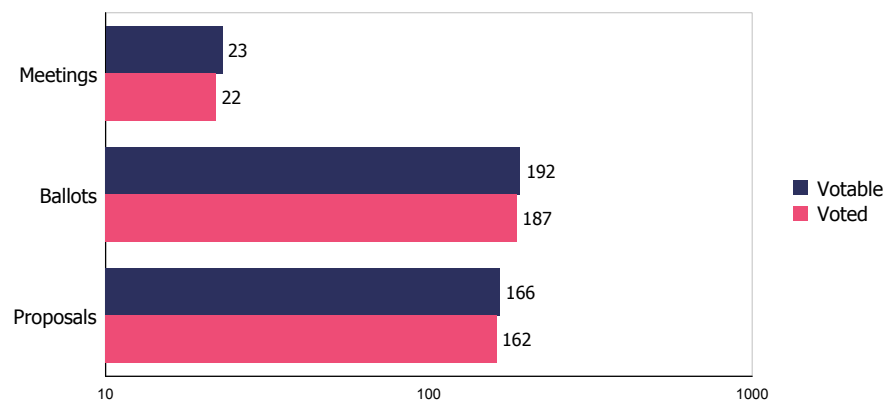
Ballot Overview

| Category | Number | Percentage |
|---------------------------|--------|------------|
| Number of votable ballots | 192 | |
| Number of ballots voted | 187 | 97.40% |

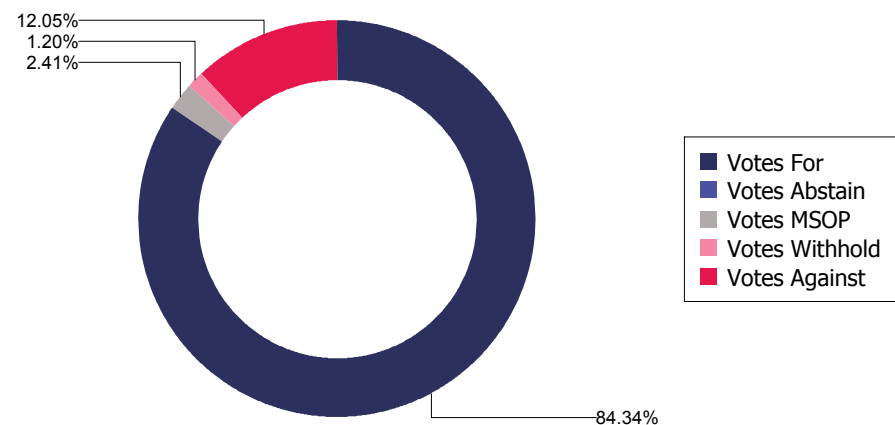
Proposal Overview

| Category | Number | Percentage |
|--|--------|------------|
| Number of votable items | 166 | |
| Number of items voted | 162 | 97.59% |
| Number of votes FOR | 140 | 86.42% |
| Number of votes AGAINST | 20 | 12.35% |
| Number of votes ABSTAIN | 0 | 0.00% |
| Number of votes WITHHOLD | 2 | 1.23% |
| Number of votes on MSOP | 4 | 2.47% |
| Number of votes With Policy | 162 | 100.00% |
| Number of votes Against Policy | 0 | 0.00% |
| Number of votes With Mgmt | 143 | 88.27% |
| Number of votes Against Mgmt | 23 | 14.20% |
| Number of votes on Shareholder Proposals | 2 | 1.23% |

Voting Statistics

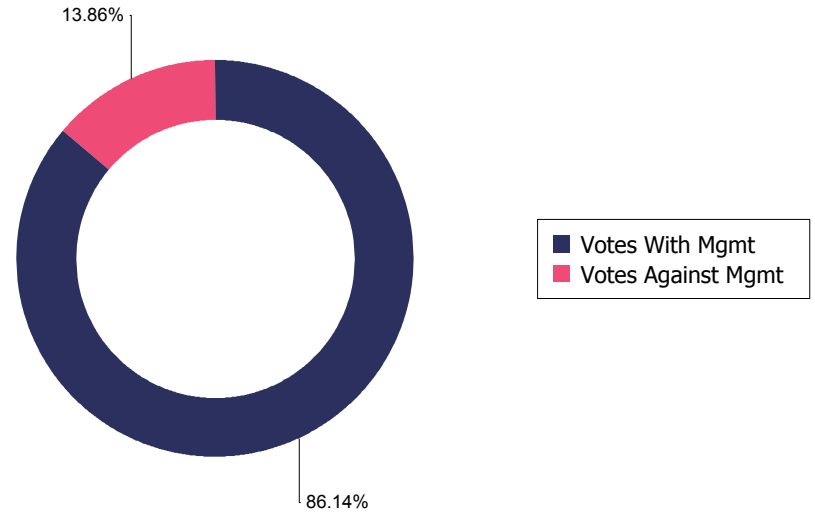


Vote Cast Statistics



Vote Alignment with Policy

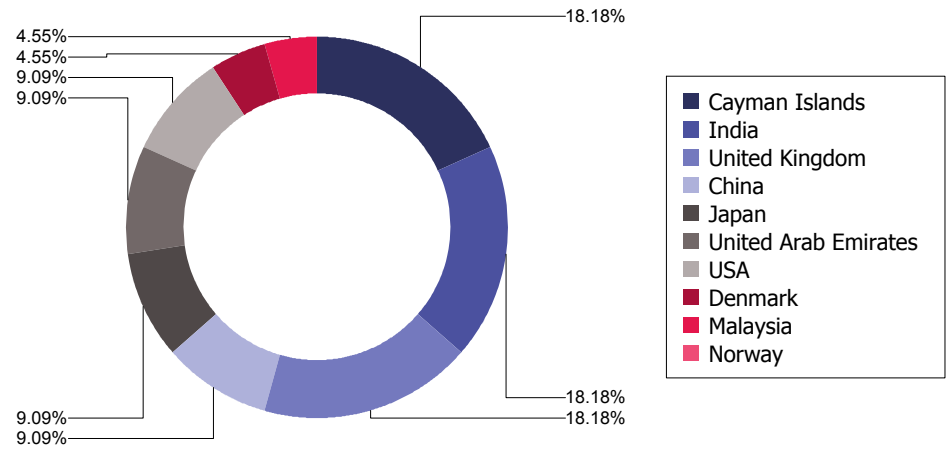
Vote Alignment with Management



Market Breakdown

| Market | Votable Meetings | Voted Meetings | Percentage |
|----------------------|------------------|----------------|------------|
| Cayman Islands | 4 | 4 | 100.00% |
| India | 4 | 4 | 100.00% |
| United Kingdom | 4 | 4 | 100.00% |
| China | 2 | 2 | 100.00% |
| Japan | 2 | 2 | 100.00% |
| USA | 2 | 2 | 100.00% |
| United Arab Emirates | 2 | 2 | 100.00% |
| Denmark | 1 | 1 | 100.00% |
| Malaysia | 1 | 1 | 100.00% |
| Norway | 1 | 0 | 0.00% |

Meetings Voted by Market



Market Voting Statistics

