

## Meeting Overview

Category	Number	Percentage
Number of votable meetings	45	
Number of meetings voted	45	100.00%
Number of meetings with at least 1 vote Against, Withhold or Abstain	25	55.56%

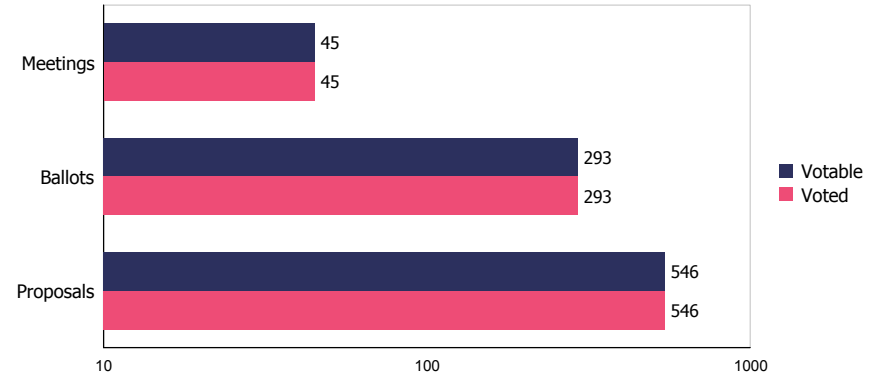
## Ballot Overview

Category	Number	Percentage
Number of votable ballots	293	
Number of ballots voted	293	100.00%

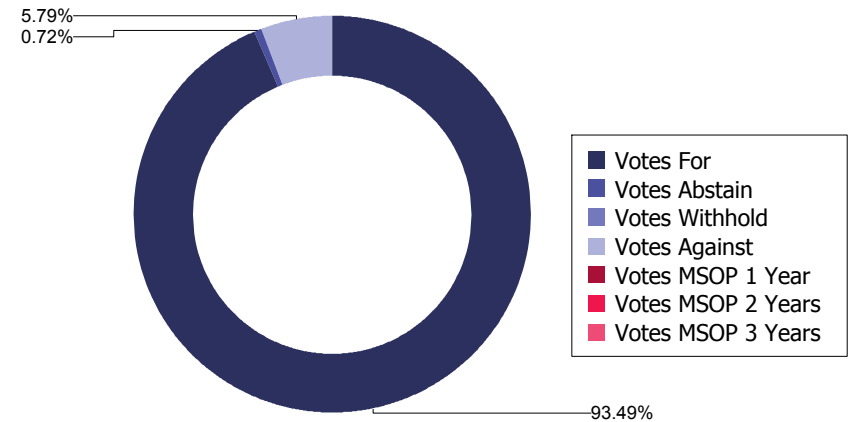
## Proposal Overview

Category	Number	Percentage
Number of votable items	546	
Number of items voted	546	100.00%
Number of votes FOR	517	94.69%
Number of votes AGAINST	32	5.86%
Number of votes ABSTAIN	4	0.73%
Number of votes WITHHOLD	0	0.00%
Number of votes on MSOP Frequency 1 Year	0	0.00%
Number of votes on MSOP Frequency 2 Years	0	0.00%
Number of votes on MSOP Frequency 3 Years	0	0.00%
Number of votes With Policy	546	100.00%
Number of votes Against Policy	0	0.00%
Number of votes With Mgmt	518	94.87%
Number of votes Against Mgmt	35	6.41%
Number of votes on MSOP (exclude frequency)	30	5.49%
Number of votes on Shareholder Proposals	0	0.00%

## Voting Statistics



## Vote Cast Statistics

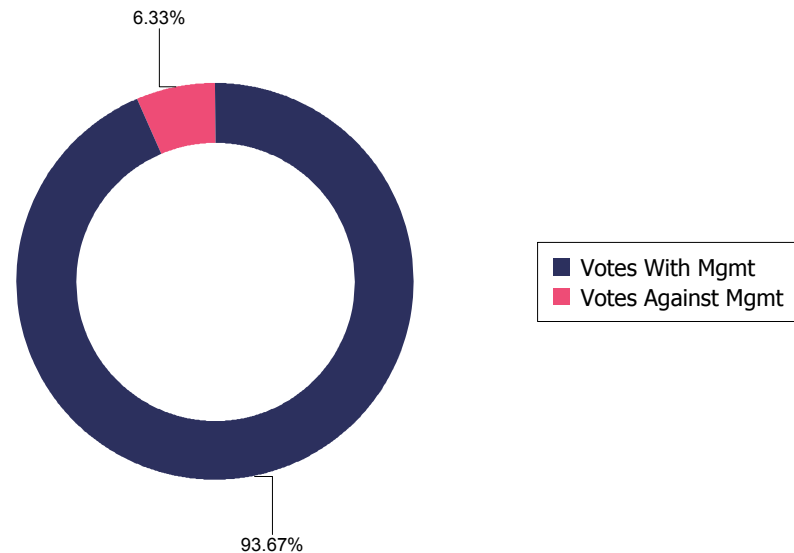


*Note: "MSOP" frequency = Management Say On Pay frequency proposal votes allow shareholders to determine whether, going forward, the "say-on-pay" vote to approve compensation should occur every one, two, or three years. For all calculations in this report, only ballots in status Confirmed or Sent are considered voted. All other ballot statuses are considered unvoted. Do Not Vote instructions are not considered voted and re-registration events are not included. Notwithstanding the above, each unique vote cast is counted within all calculations. In cases of different votes submitted for an individual agenda item, votes cast are discretely counted by vote cast (For, Against, etc.) per proposal. This may result in voting totals exceeding the number of votable items. Withhold vote instructions, predominantly seen in the US market for companies using a plurality vote standard, denote a contrary vote opinion on director elections; for further information, please review ISS' policy guidelines : <https://www.issgovernance.com/policy-gateway/voting-policies>*

### Vote Alignment with Policy

No graphical representation provided.

### Vote Alignment with Management



### Market Breakdown

Market	Votable Meetings	Voted Meetings	Percentage
South Korea	18	18	100.00%
Japan	6	6	100.00%
Denmark	4	4	100.00%
India	3	3	100.00%
United Arab Emirates	3	3	100.00%
China	2	2	100.00%
USA	2	2	100.00%
Bermuda	1	1	100.00%
Brazil	1	1	100.00%
Finland	1	1	100.00%
France	1	1	100.00%
Italy	1	1	100.00%
Singapore	1	1	100.00%
Switzerland	1	1	100.00%

### Meetings Voted by Market

