

AXIOM INVESTORS CY 2021

Meeting Overview

Category	Number	Percentage
Number of votable meetings	431	
Number of meetings voted	429	99.54%
Number of meetings with at least 1 vote Against, Withhold or Abstain	212	49.19%

Ballot Overview

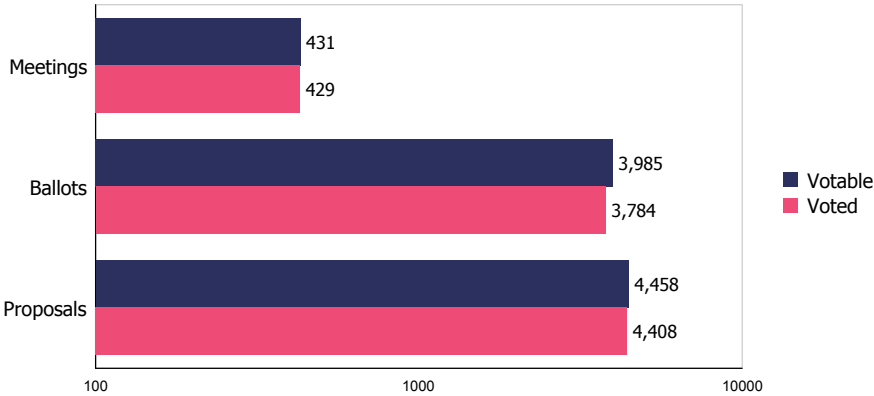
Category	Number	Percentage
Number of votable ballots	3,985	
Number of ballots voted	3,784	94.96%

Proposal Overview

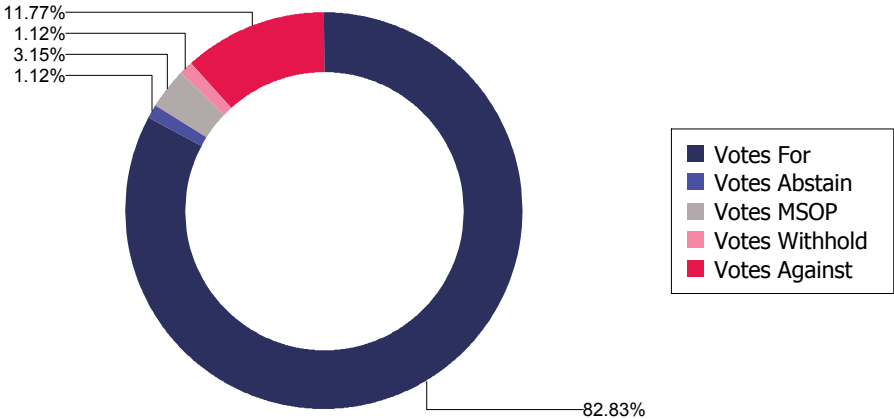
Category	Number	Percentage
Number of votable items	4,458	
Number of items voted	4,408	98.88%
Number of votes FOR	3,834	86.98%
Number of votes AGAINST	545	12.36%
Number of votes ABSTAIN	52	1.18%
Number of votes WITHHOLD	52	1.18%
Number of votes on MSOP	146	3.31%
Number of votes One Year	6	0.14%
Number of votes Two Years	0	0.00%
Number of votes Three Years	0	0.00%
Number of votes With Policy	4,378	99.32%
Number of votes Against Policy	38	0.86%
Number of votes With Mgmt	3,907	88.63%
Number of votes Against Mgmt	582	13.20%
Number of votes on Shareholder Proposals	95	2.16%

Note: Instructions of Do Not Vote are not considered voted, and in cases of different votes submitted across ballots for a given meeting, votes cast are distinctly counted by type per proposal where total votes submitted by type may be higher than unique proposals voted.

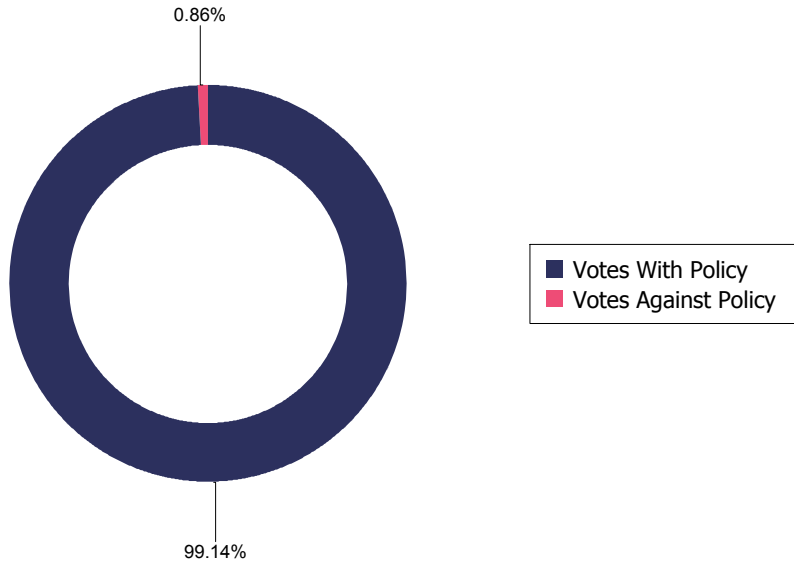
Voting Statistics



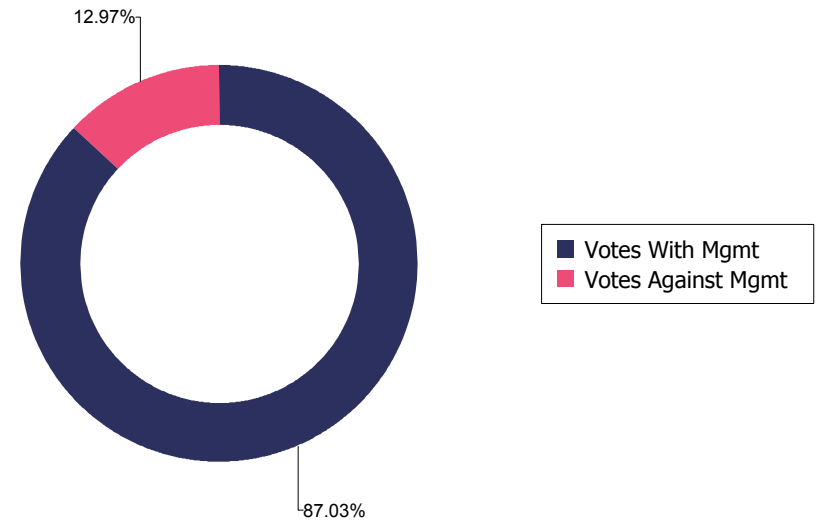
Vote Cast Statistics



Vote Alignment with Policy



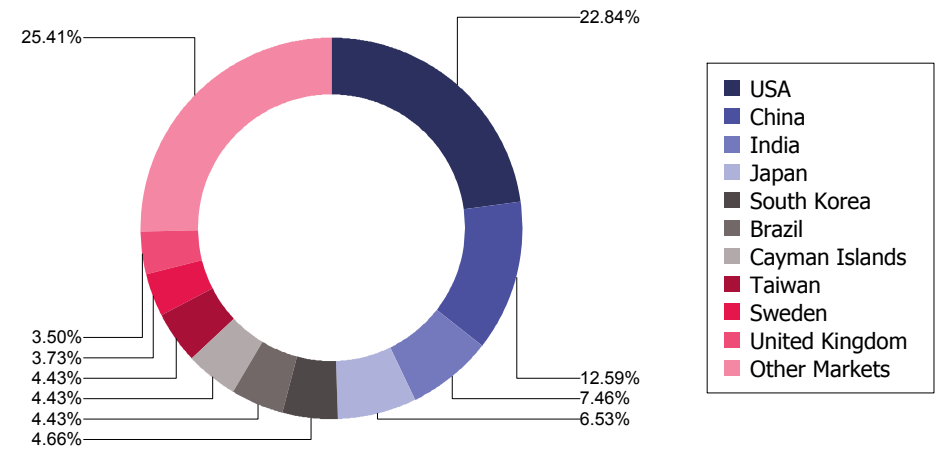
Vote Alignment with Management



Market Breakdown

Market	Votable Meetings	Voted Meetings	Percentage
USA	98	98	100.00%
China	54	54	100.00%
India	32	32	100.00%
Japan	28	28	100.00%
South Korea	20	20	100.00%
Brazil	19	19	100.00%
Cayman Islands	19	19	100.00%
Taiwan	19	19	100.00%
Sweden	17	16	94.12%
United Kingdom	15	15	100.00%
Netherlands	14	14	100.00%
Indonesia	12	12	100.00%
Germany	11	11	100.00%
Mexico	11	11	100.00%
France	6	6	100.00%
Philippines	6	6	100.00%
Switzerland	6	6	100.00%

Meetings Voted by Market



Market	Votable Meetings	Voted Meetings	Percentage
Canada	5	5	100.00%
Hong Kong	5	5	100.00%
Russia	4	4	100.00%
Bermuda	3	3	100.00%
Italy	3	3	100.00%
Poland	3	3	100.00%
Gibraltar	2	2	100.00%
Ireland	2	2	100.00%
Israel	2	2	100.00%
Luxembourg	2	2	100.00%
South Africa	2	2	100.00%
Australia	1	1	100.00%
Austria	1	1	100.00%
Belgium	1	1	100.00%
Chile	1	1	100.00%
Denmark	1	1	100.00%
Finland	1	1	100.00%
Hungary	1	1	100.00%
Jersey	1	1	100.00%
Singapore	1	1	100.00%
Virgin Isl (UK)	1	1	100.00%

