

AXIOM INVESTORS - CY 2020

Meeting Overview

Category	Number	Percentage
Number of votable meetings	389	
Number of meetings voted	386	99.23%
Number of meetings with at least 1 vote Against, Withhold or Abstain	182	46.79%

Ballot Overview

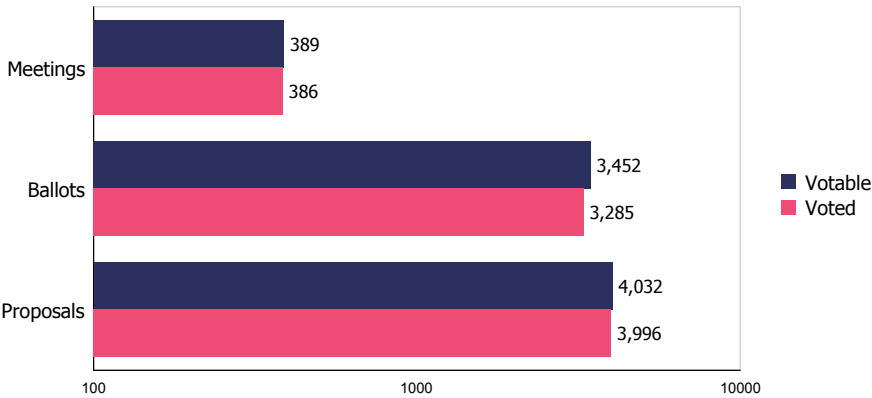
Category	Number	Percentage
Number of votable ballots	3,452	
Number of ballots voted	3,285	95.16%

Proposal Overview

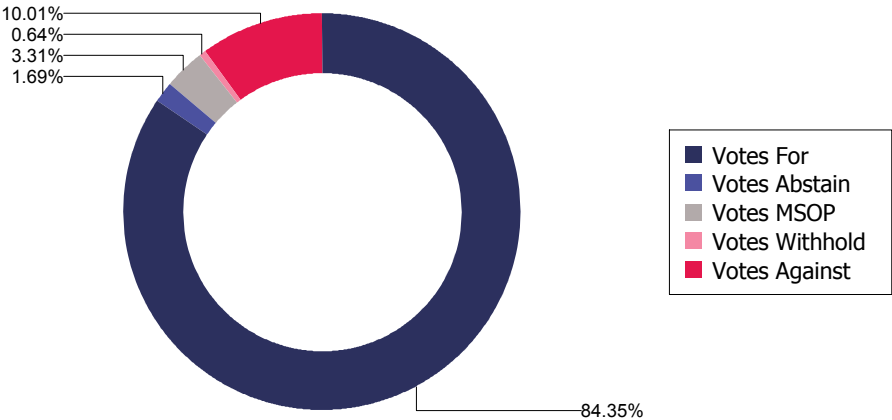
Category	Number	Percentage
Number of votable items	4,032	
Number of items voted	3,996	99.11%
Number of votes FOR	3,547	88.76%
Number of votes AGAINST	421	10.54%
Number of votes ABSTAIN	71	1.78%
Number of votes WITHHOLD	27	0.68%
Number of votes on MSOP	139	3.48%
Number of votes One Year	4	0.10%
Number of votes Two Years	0	0.00%
Number of votes Three Years	0	0.00%
Number of votes With Policy	3,946	98.75%
Number of votes Against Policy	50	1.25%
Number of votes With Mgmt	3,626	90.74%
Number of votes Against Mgmt	444	11.11%
Number of votes on Shareholder Proposals	86	2.15%

Note: Instructions of Do Not Vote are not considered voted, and in cases of different votes submitted across ballots for a given meeting, votes cast are distinctly counted by type per proposal where total votes submitted by type may be higher than unique proposals voted.

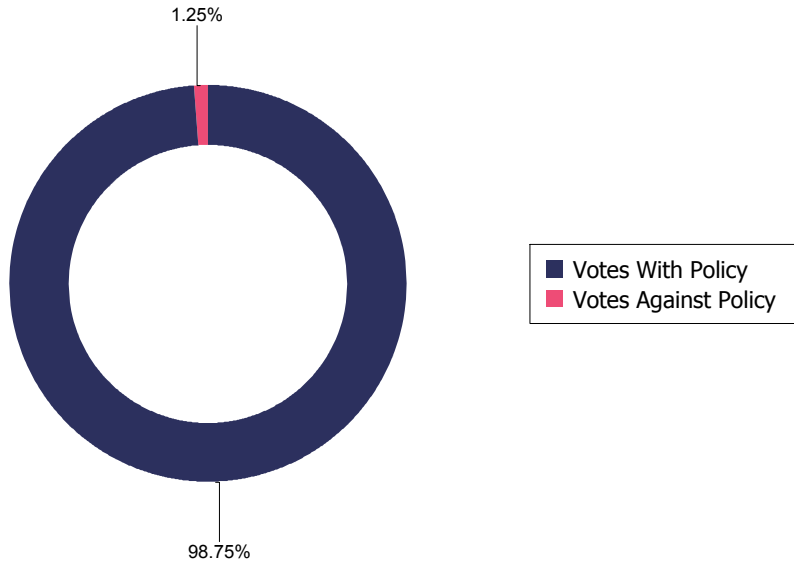
Voting Statistics



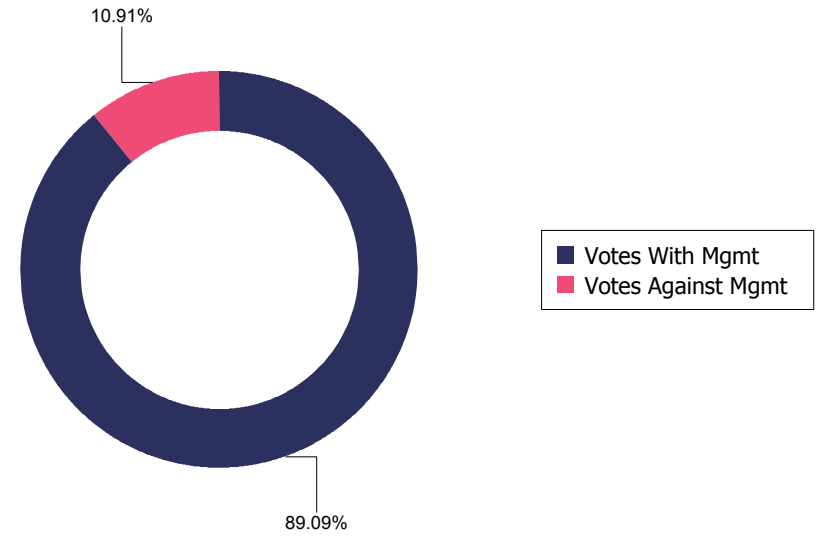
Vote Cast Statistics



Vote Alignment with Policy



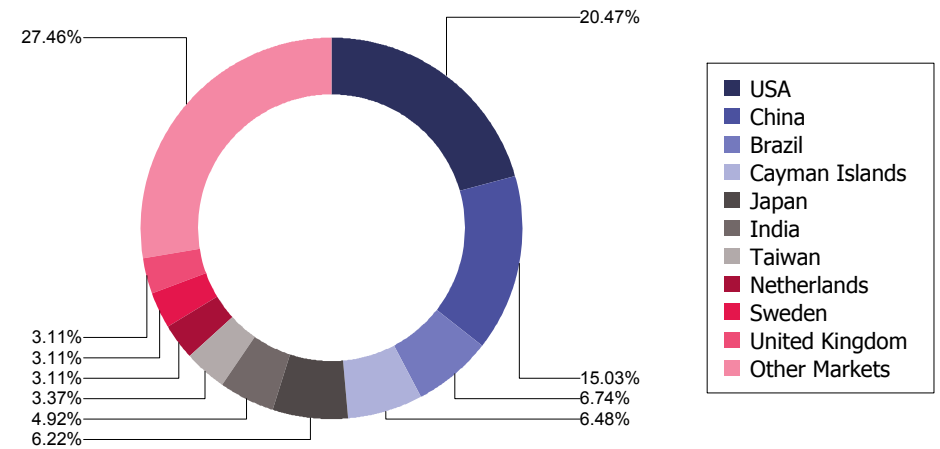
Vote Alignment with Management



Market Breakdown

Market	Votable Meetings	Voted Meetings	Percentage
USA	79	79	100.00%
China	58	58	100.00%
Brazil	26	26	100.00%
Cayman Islands	25	25	100.00%
Japan	24	24	100.00%
India	19	19	100.00%
Sweden	13	12	92.31%
Taiwan	13	13	100.00%
Netherlands	12	12	100.00%
United Kingdom	12	12	100.00%
Germany	10	10	100.00%
South Korea	10	10	100.00%
Bermuda	8	8	100.00%
France	8	8	100.00%
Philippines	8	8	100.00%
Italy	7	7	100.00%
Mexico	7	7	100.00%

Meetings Voted by Market



Market Voting Statistics

Market	Votable Meetings	Voted Meetings	Percentage
Indonesia	6	6	100.00%
Russia	6	6	100.00%
Hong Kong	5	5	100.00%
Canada	4	4	100.00%
South Africa	4	4	100.00%
Switzerland	4	4	100.00%
Egypt	3	1	33.33%
Jersey	3	3	100.00%
Israel	2	2	100.00%
New Zealand	2	2	100.00%
Turkey	2	2	100.00%
Belgium	1	1	100.00%
Denmark	1	1	100.00%
Finland	1	1	100.00%
Greece	1	1	100.00%
Ireland	1	1	100.00%
Luxembourg	1	1	100.00%
Malaysia	1	1	100.00%
Poland	1	1	100.00%
United Arab Emirates	1	1	100.00%

