

# AXIOM INVESTORS 4Q 2021

## Meeting Overview

Category	Number	Percentage
Number of votable meetings	57	
Number of meetings voted	57	100.00%
Number of meetings with at least 1 vote Against, Withhold or Abstain	30	52.63%

## Ballot Overview

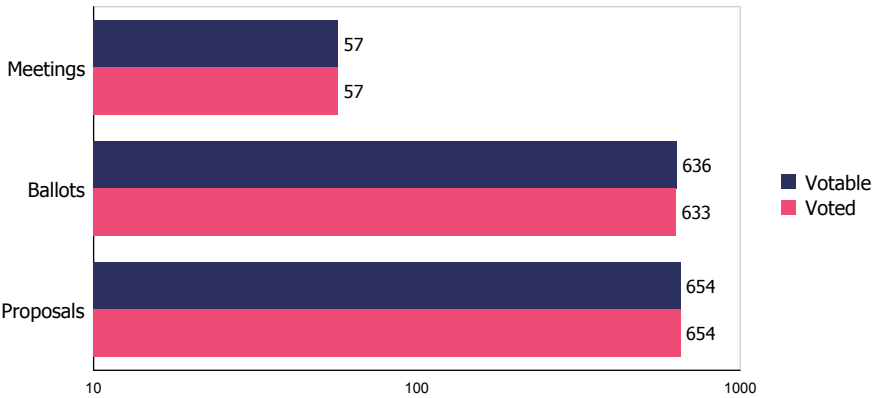
Category	Number	Percentage
Number of votable ballots	636	
Number of ballots voted	633	99.53%

## Proposal Overview

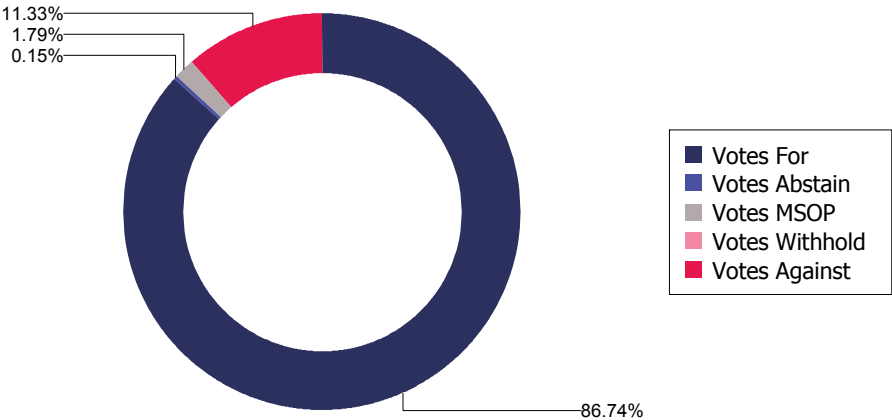
Category	Number	Percentage
Number of votable items	654	
Number of items voted	654	100.00%
Number of votes FOR	582	88.99%
Number of votes AGAINST	76	11.62%
Number of votes ABSTAIN	1	0.15%
Number of votes WITHHOLD	0	0.00%
Number of votes on MSOP	12	1.83%
Number of votes One Year	0	0.00%
Number of votes Two Years	0	0.00%
Number of votes Three Years	0	0.00%
Number of votes With Policy	653	99.85%
Number of votes Against Policy	1	0.15%
Number of votes With Mgmt	582	88.99%
Number of votes Against Mgmt	77	11.77%
Number of votes on Shareholder Proposals	8	1.22%

*Note: Instructions of Do Not Vote are not considered voted, and in cases of different votes submitted across ballots for a given meeting, votes cast are distinctly counted by type per proposal where total votes submitted by type may be higher than unique proposals voted.*

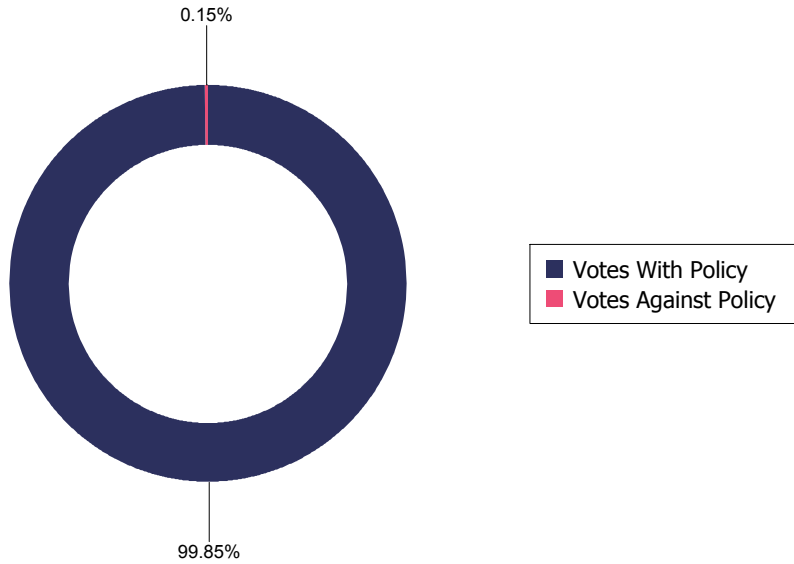
## Voting Statistics



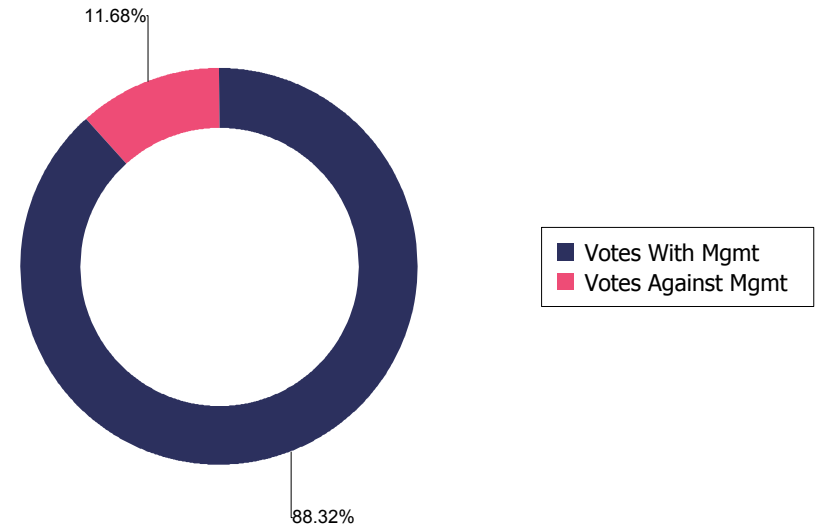
## Vote Cast Statistics



### Vote Alignment with Policy



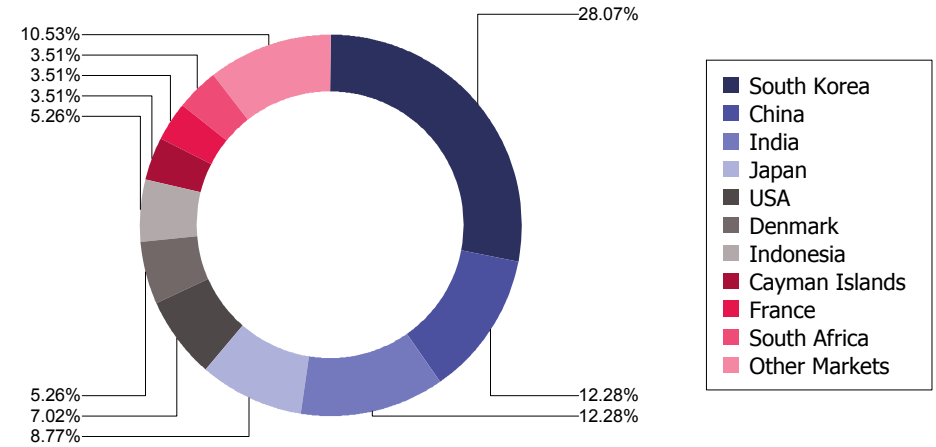
### Vote Alignment with Management



### Market Breakdown

Market	Votable Meetings	Voted Meetings	Percentage
South Korea	16	16	100.00%
China	7	7	100.00%
India	7	7	100.00%
Japan	5	5	100.00%
USA	4	4	100.00%
Denmark	3	3	100.00%
Indonesia	3	3	100.00%
Cayman Islands	2	2	100.00%
France	2	2	100.00%
South Africa	2	2	100.00%
Switzerland	2	2	100.00%
Singapore	1	1	100.00%
Sweden	1	1	100.00%
United Arab Emirates	1	1	100.00%
United Kingdom	1	1	100.00%

### Meetings Voted by Market



## Market Voting Statistics

