

# AXIOM INVESTORS - 2Q 2021

## Meeting Overview

Category	Number	Percentage
Number of votable meetings	249	
Number of meetings voted	247	99.20%
Number of meetings with at least 1 vote Against, Withhold or Abstain	134	53.82%

## Ballot Overview

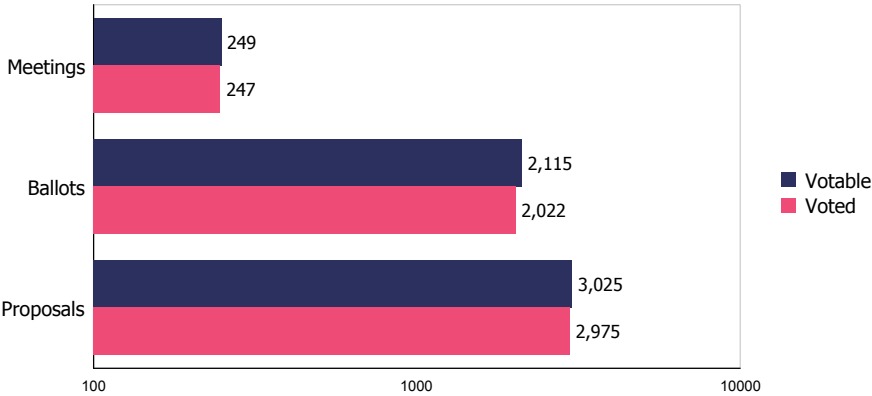
Category	Number	Percentage
Number of votable ballots	2,115	
Number of ballots voted	2,022	95.60%

## Proposal Overview

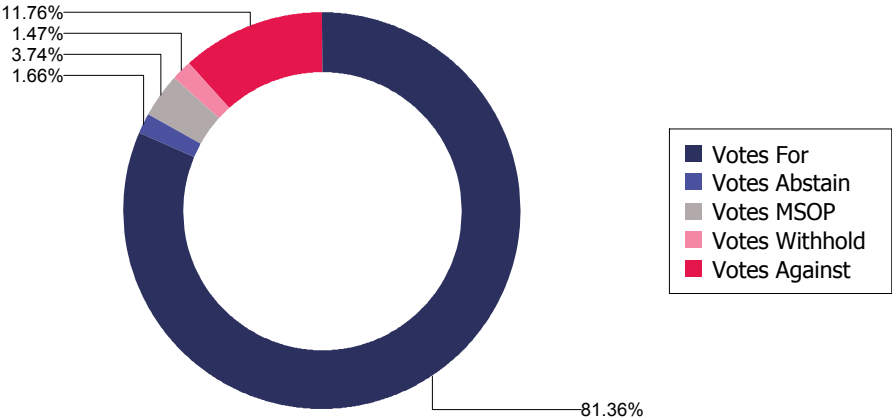
Category	Number	Percentage
Number of votable items	3,025	
Number of items voted	2,975	98.35%
Number of votes FOR	2,545	85.55%
Number of votes AGAINST	368	12.37%
Number of votes ABSTAIN	52	1.75%
Number of votes WITHHOLD	46	1.55%
Number of votes on MSOP	117	3.93%
Number of votes One Year	5	0.17%
Number of votes Two Years	0	0.00%
Number of votes Three Years	0	0.00%
Number of votes With Policy	2,947	99.06%
Number of votes Against Policy	28	0.94%
Number of votes With Mgmt	2,620	88.07%
Number of votes Against Mgmt	396	13.31%
Number of votes on Shareholder Proposals	78	2.62%

*Note: Instructions of Do Not Vote are not considered voted, and in cases of different votes submitted across ballots for a given meeting, votes cast are distinctly counted by type per proposal where total votes submitted by type may be higher than unique proposals voted.*

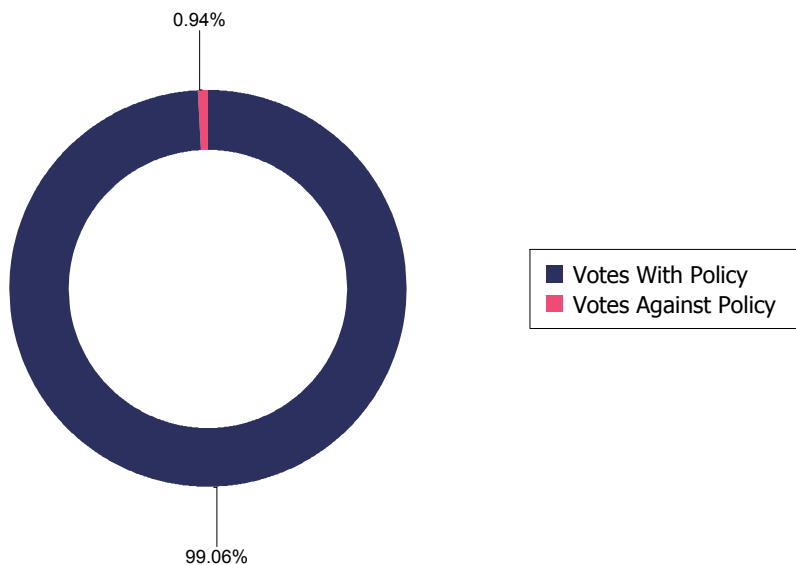
## Voting Statistics



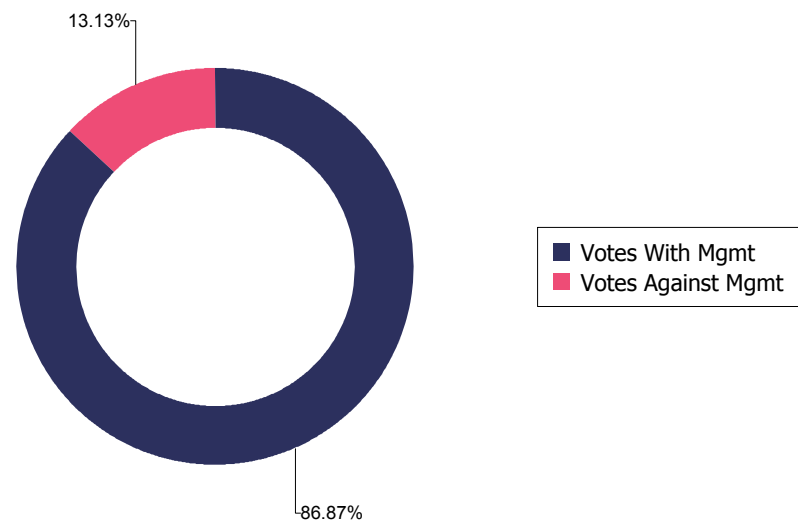
## Vote Cast Statistics



Vote Alignment with Policy



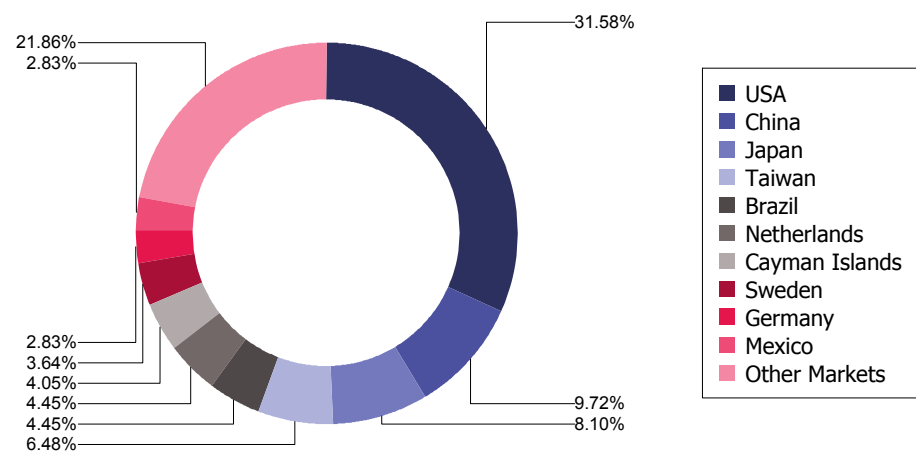
Vote Alignment with Management



Market Breakdown

Market	Votable Meetings	Voted Meetings	Percentage
USA	78	78	100.00%
China	24	24	100.00%
Japan	20	20	100.00%
Taiwan	16	16	100.00%
Brazil	11	11	100.00%
Netherlands	11	11	100.00%
Cayman Islands	10	10	100.00%
Sweden	10	9	90.00%
Germany	7	7	100.00%
Mexico	7	7	100.00%
India	6	6	100.00%
Philippines	6	6	100.00%
France	5	5	100.00%
Canada	4	4	100.00%
Hong Kong	4	4	100.00%
Indonesia	4	4	100.00%
Switzerland	4	4	100.00%

Meetings Voted by Market



Market	Votable Meetings	Voted Meetings	Percentage
United Kingdom	4	4	100.00%
Italy	3	3	100.00%
Russia	3	3	100.00%
Israel	2	2	100.00%
Luxembourg	2	2	100.00%
Poland	2	2	100.00%
Belgium	1	1	100.00%
Chile	1	1	100.00%
Denmark	1	1	100.00%
Finland	1	1	100.00%
Gibraltar	1	1	100.00%
Norway	1	0	0.00%

