

Emerging Markets World Equity Strategy

December 31, 2024

Objective

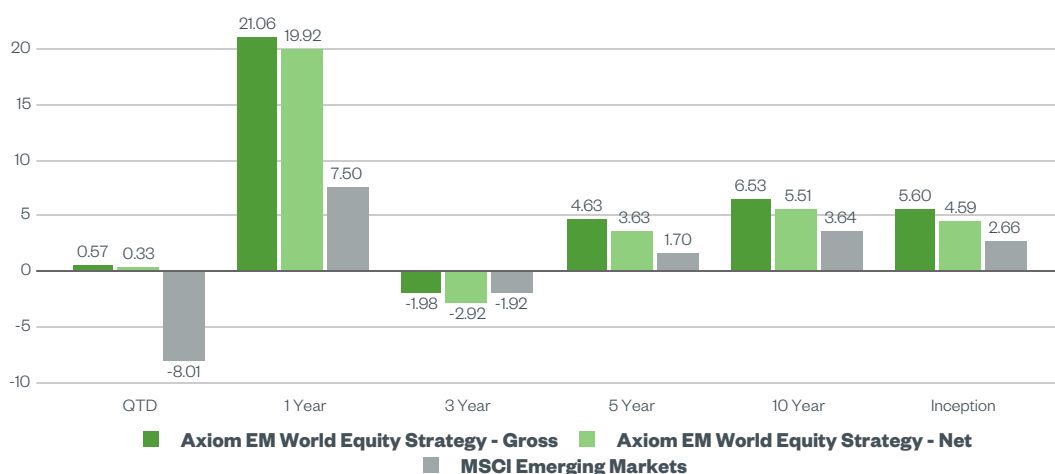
The Emerging Markets World Equity Strategy seeks long term compounding by focusing its investments in emerging market countries or companies that derive a majority of their revenues or assets from emerging market countries.

Why Invest?

- Clearly defined, transparent, and consistent process
- Active risk management with disciplined portfolio construction
- Driven by fundamentals, supported by evidence
- Advancing positive change through active engagement

Annualized Returns (%)

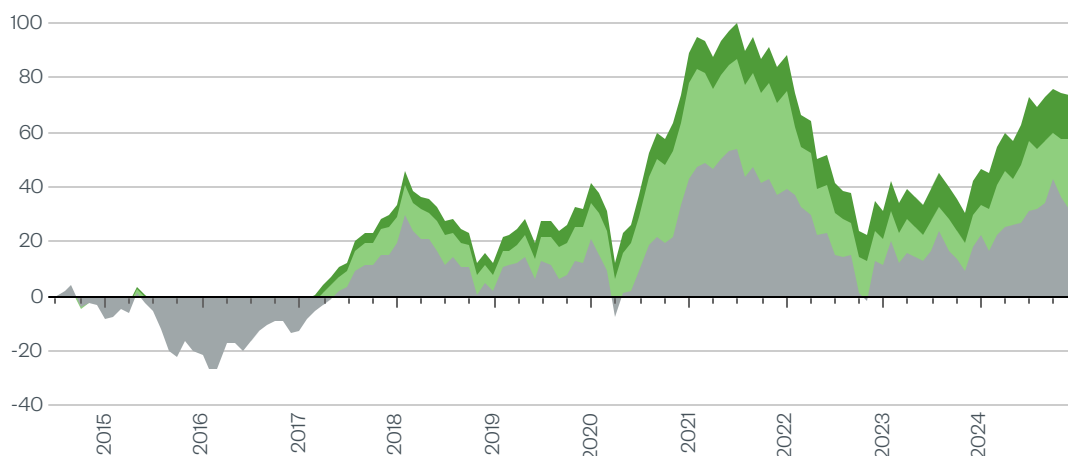
As of 12/31/24



*Past performance is not indicative of future results, and the principal value and investment return will fluctuate, so that you may have a gain or loss when you sell your units

Cumulative Returns (%)

As of 12/31/24



Strategy Facts

Inception

July 1, 2014

Firm Assets

\$24.7 B*

Strategy Assets

\$2.5 B*

Benchmark

MSCI Emerging Markets

Vehicles

Separate account
Commingled fund
CIT**
UCITS

Portfolio Managers

Andrew Jacobson, CFA

Portfolio Manager,
Chief Investment Officer

José Gerardo Morales, CFA

Portfolio Manager

*Assets include Assets Under Management (\$24.2B) & Assets Under Advisement (\$0.5B); Strategy Assets Under Management (\$2.1B) & Assets Under Advisement (\$0.4B).

**SEI Trust Company (the "Trustee") serves as the Trustee of the Trust and maintains ultimate fiduciary authority over the management of, and the investments made in, the Fund. The Fund is part of a Collective Investment Trust (the "Trust") operated by the Trustee. The Trustee is a trust company organized under the laws of the Commonwealth of Pennsylvania and a wholly owned subsidiary of SEI Investments Company (SEI). Axiom CIT Trusts are trusts for the collective investment of assets of participating tax qualified pension and profit sharing plans and related trusts, and governmental plans as more fully described in the Declaration of Trust. As bank collective trusts, the Axiom CIT Trusts are exempt from registration as an investment company. Axiom CIT Trusts are managed by SEI Trust Company, the trustee, based on the investment advice of Axiom Investors, LLC, the investment adviser to the trusts.

Source: Factset and Axiom. There can be no assurance that the Strategy will continue to hold these positions or that weightings do not change after the as of date stated. Please refer to the attached GIPS compliant presentation for complete performance information.

Top 10 Holdings

As of 12/31/24

Security	Country	Sector	% of Portfolio	% of Index
Taiwan Semiconductor	Taiwan	Information Technology	13.5	10.5
Tencent	China	Communication Services	6.0	4.5
Accton Technology Corp.	Taiwan	Information Technology	2.7	0.2
Embraer S.A.	Brazil	Industrials	2.6	0.1
NVIDIA	US	Information Technology	2.6	0.0
Meta Platforms Inc Class A	US	Communication Services	2.5	0.0
Emaar Properties (P.J.S.C)	United Arab Emirates	Real Estate	2.2	0.3
Meituan Class B	China	Consumer Discretionary	2.1	1.3
Bharat Electronics Limited	India	Industrials	2.0	0.2
ICICI Bank	India	Financials	1.9	1.0

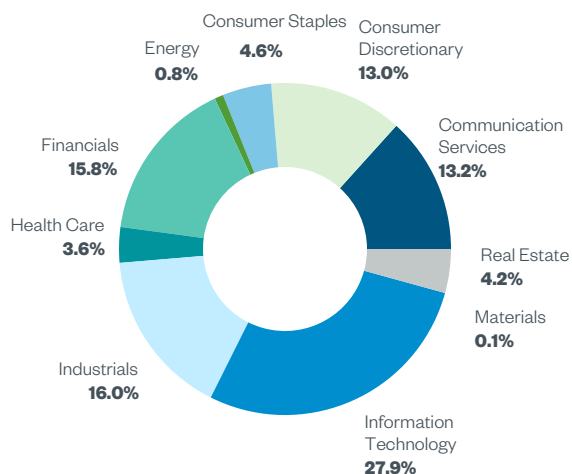
Risk/Return Analysis & Portfolio Characteristics (%)

As of 12/31/24

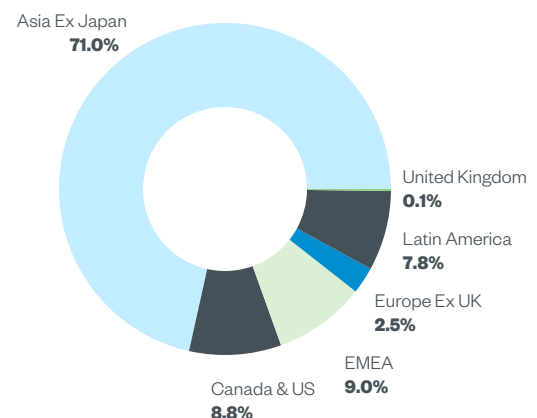
10 Year Statistics	Axiom (Gross)	Axiom (Net)	Index
Cumulative Return (%)	88.3	71.0	42.9
Annualized Return (%)	6.5	5.5	3.6
Annualized Excess Return (%)	2.9	1.9	--
Batting Average (% Quarterly)	70.0	62.5	--
Annualized Standard Deviation (%)	16.4	16.4	17.1
Tracking Error (%)	5.3	5.3	--
Information Ratio	0.5	0.4	--
Annualized Sortino Ratio	0.4	0.3	0.2
Upside Capture (% Quarterly)	125.3	116.3	-
Downside Capture (% Quarterly)	96.2	97.7	-

	Axiom	Index
Holdings	113	1252
% in Axiom Top 10 Holdings	38.0%	18.1%
Weighted Average Market Cap (\$B)	\$342.7	\$169.5
Median Market Cap (\$B)	\$16.4	\$8.2
Liquidity (\$M/Day)	\$1,461	\$332
Net Debt/Equity Ratio	6.2	10.5
Price Earnings Ratio (forward)	18.4	11.8
Earnings Growth Rate (forward)	25.4	18.9
PEG Ratio (PE/Growth Rate)	0.7	0.6
Wgt. Avg. Carbon Intensity	58.1	311.2

Sector Exposure (%)



Regional Exposure (%)



Index: MSCI Emerging Markets

Currency: USD

Past performance is no guarantee of future results. Source: Factset and Axiom.

There can be no assurance that the Strategy will continue to hold these positions or that weightings do not change after the as of date stated.

Investing Ahead of the Curve



Commentary

During the fourth quarter 2024, the Axiom Emerging Markets World Equity Strategy ("Strategy") outperformed the MSCI EM Index ("Index") net of fees. The Strategy has outperformed the Index on a net of fees basis over the 1-year, 5-year, 10-year, and since inception periods.

Axiom begins its second quarter-century having delivered strong investment returns across our platform of dynamic growth strategies and, as a result, achieving \$25 billion in assets at the start of 2025. This milestone is notable because it reinforces Axiom's ability to sustain our organizational edge by continuously adding to our capabilities across our investment, client partnership, risk management, and fiduciary teams. We have also steadily advanced our technological resources, enhancing our investment tools, including Axware, while streamlining and automating operational processes. Axiom's disciplined, forward-looking, dynamic growth approach is increasingly distinctive in today's market where over 60% of assets are passively managed and much of the remaining capital is deployed through non-fundamental quant strategies or short-term, trading-oriented approaches underscoring Axiom's differentiation and potential to add value. We believe a substantial core allocation to actively managed growth equities will continue to be foundational for achieving attractive long-term compounded returns. Given the structural tailwinds to dynamic growth equity investing (see [Axiom's 4D's presentation](#)), Axiom's sustained ability to generate significant value through agile, ahead of the curve, fact-based stock selection appears increasingly compelling. Recently we have even begun to observe large institutions reconsidering their over-commitment to private equity allocations in favor of public market growth stocks to better achieve their risk and return objectives with enhanced liquidity and transparency. Our client-aligned partnership structure and unwavering focus on investment excellence position Axiom to remain a strong partner for longer-term oriented investors seeking to capitalize on ongoing and emerging global market opportunities.

With respect to the emerging markets, the Index fell 9% during the quarter. The underperformance of the Index was led by China, primarily due to the lack of follow-through on economic stimulus post-September's optimism, and by Brazil from increased market concerns about the government's fiscal responsibility and in the context of growing public debt. Taiwan outperformed in the quarter led by the IT sector, benefiting from a strong data center demand.

From a sector perspective, the largest relative contributor during the quarter was information technology led by Accton Technology and Taiwan Semiconductor. Other top contributing sectors included consumer discretionary, due to positive performance by Indian Hotels and MakeMyTrip, and industrials led by Embraer and Salik. There were no detracting sectors for the quarter on a relative basis.

From a country perspective, the largest relative contributor was India, driven by Indian Hotels and Central Depository Services. Other top relative contributors included Taiwan, due to positive performance by Accton Technology and Taiwan Semiconductor, and Korea, led by Samsung Electronics and HD Hyundai Electric. Saudi Arabia, Kuwait, and Qatar were the primary relative detracting countries for the quarter.

The largest stock specific relative contributors for the quarter were Accton Technology, Emaar Properties, Taiwan Semiconductor, and Indian Hotels. The largest detractors on a relative basis were Adani Ports, Xiaomi, MercadoLibre, and Meituan.

The investment landscape entering 2025 presents distinct challenges and opportunities, characterized by varying inflation trends across major economies, the evolving impact of emerging technologies including AI, ongoing geopolitical conflicts and trade pressures, potentially constrained U.S. labor supply, and inconsistent global monetary and fiscal policies. Aggregate global policy rate easing continues with the cuts-to-hikes ratio now exceeding 5-to-1, which remains a tailwind for our dynamic growth stocks. Other current macro dynamics that we are closely monitoring include movements in yield-curves and the potential impact of U.S. Treasury market shifts, credit conditions around the world, importantly including the potential impact of Chinese fiscal policy and, in general, the interplay between GDP growth and inflation in key markets globally. These complex macro conditions continue to create opportunities for our nimble, fact-based, dynamic growth stock selection approach. The intensifying forces of the '4D's', demographics, deglobalization, and debt accumulation combined with accelerating technological disruption are shaping market leadership and contributing to the 'winner-takes-all' dominance of an ever-evolving subset of well-positioned market leaders globally. Axiom's holistic, active fundamental assessment of risk and opportunity remains key to navigating market volatility to achieve the attractive longer-term compounded return potential. Our portfolios remain well-positioned in a diverse array of market leading companies across a variety of sectors, countries, and capitalizations all demonstrating superior growth and returns, appropriate valuation, and benefiting from fundamental accelerations in evidence in their core operations.

The information presented is not definitive investment advice, should not be relied on as such, and should not be viewed as a recommendation by Axiom. The securities presented are not representative of all of the securities purchased, sold or held for advisory clients, and it should not be assumed that investment in the securities identified was or will be profitable.

Client Partnership Contacts

Lindsay Chamberlain

Managing Director
203.422.8039
lchamberlain@axiom-
investors.com

Greg Schneider

Director of Client Partnerships
203.422.8038
gschneider@axiom-
investors.com

Steve Hanson

Director of Client Partnerships
203.422.8085
shanson@axiom-
investors.com

Siobhan Kranz, CFA

Director of Client Partnerships
203.422.8044
skranz@axiom-
investors.com

Max Klein

Client Partnership Associate
203.422.8062
mklein@axiom-
investors.com

Investing Ahead of the Curve



Footnotes and Disclaimers

	Composite return (gross of fees)	Composite return (net of fees)	Benchmark Total Return	No. of accounts	Market value (millions)	Total firm assets (millions)	% of firm assets (%)	Internal dispersion (%)	Composite 3-year standard deviation (%)	Benchmark 3-year standard deviation (%)
2024	21.06%	19.92%	7.50%	8	2,060.1	24,180.9	8.52	1.70	16.37	17.50
2023	11.48%	10.42%	9.83%	8	1,900.1	19,915.6	9.54	0.66	16.05	17.14
2022	-30.21%	-30.90%	-20.09%	10	1,924.3	16,580.9	11.61	0.33	19.95	20.26
2021	-0.71%	-1.66%	-2.54%	8	1,634.8	18,639.7	8.77	0.48	18.10	18.33
2020	34.07%	32.81%	18.31%	8	1,876.2	18,535.9	10.12	N/A	19.65	19.60
2019	25.67%	24.49%	18.42%	6	1,268.6	13,458.1	9.43	0.09	14.33	14.17
2018	-16.00%	-16.82%	-14.58%	≤ 5	1,118.5	9,729.2	11.50	N/A	14.42	14.60
2017	44.13%	42.76%	37.28%	≤ 5	221.6	12,116.0	1.83	N/A	13.87	15.35
2016	7.09%	6.07%	11.19%	≤ 5	87.1	9,671.6	0.90	N/A	N/A	N/A
2015	-7.83%	-8.73%	-14.92%	≤ 5	2.2	8,704.3	0.02	N/A	N/A	N/A

Fee schedule: First \$25 million: 1.00%; next \$75 million: 0.90%; next \$25 million: 0.80%; next \$50 million: 0.70%; Balance: 0.60%

Firm compliance statement: Axiom Investors LLC (the "Firm") claims compliance with the Global Investment Performance Standards (GIPS®) and has prepared and presented this report in compliance with the GIPS standards. Axiom has been independently verified for the period September 1, 1998 to December 31, 2024. A firm that claims compliance with the GIPS standards must establish policies and procedures for complying with all the applicable requirements of the GIPS standards. Verification provides assurance on whether the firm's policies and procedures related to composite and pooled fund maintenance, as well as the calculation, presentation, and distribution of performance, have been designed in compliance with the GIPS standards and have been implemented on a firm-wide basis. The Axiom Emerging Markets World Equity composite has had a performance examination for the periods July 1, 2014 to December 31, 2024. The verification and performance examination reports are available upon request.

Definition of the Firm: The firm is currently defined for GIPS purposes as Axiom Investors, LLC (the "Firm") is a registered investment advisor under the Investment Advisers Act of 1940.

Policies: Policies for valuing investments, calculating performance, and preparing GIPS Reports are available upon request. Past performance does not predict or guarantee future results.

Composite Description: The Emerging Markets World Equity strategy (the "Composite") is designed for investors who seek to invest in a broadly diversified portfolio of emerging market equities. Portfolios are invested in the full range of global emerging markets within all capitalization sizes. Currencies may be actively managed to reduce portfolio volatility. The Composite represents the performance of all institutional emerging markets world style fee-paying, discretionary equity accounts, regardless of asset size. The Composite was initiated and created in July 2014. A list of composite descriptions, a list of limited distribution pooled fund descriptions, a list of broad distribution pooled funds and performance results are available upon request. As of September 30, 2016, the Emerging Markets All Cap strategy (the "Composite") has been renamed the Emerging Markets World Equity composite.

Benchmark Description: The benchmark is the MSCI Emerging Markets index, which is designed to measure the equity market performance in the global emerging markets. The benchmark is calculated on a total return basis with net dividends reinvested, after the deduction of withholding taxes and is free float-adjusted market cap weighted and unmanaged. FX is based off London 4 P.M. close.

Significant Cash Flow Policy: Accounts with a cash flow greater than 20% of the portfolio market value are excluded for the month effective July 31, 2018.

Reporting Currency: Valuations are computed and performance is reported in U.S. dollars. FX is based off NY 4 P.M. close.

Fees: Gross of fees returns are presented before management and custodial fees but after all trading expenses. Net of fees returns are calculated by deducting the highest fee from the monthly gross composite return which is expressed above in the stated fee schedule. Returns include the reinvestment of income. Performance is calculated net of withholding taxes on dividends. The fee schedule for the Axiom Emerging Markets World Equity Fund, which is included in the Emerging Markets World Equity Composite is listed above. The total expense ratio as of December 31, 2023 was 1.44%.

Internal Dispersion: Internal dispersion is calculated using the asset-weighted standard deviation of annual gross returns of those portfolios that were in the composite for the entire year. If 5 or less accounts, N/A is shown.

Annualized Standard Deviation: The three-year annualized standard deviation measures the variability of the composite gross returns and the benchmark returns over the preceding 36-month period.

Batting Average: The number of periods that the portfolio outperforms (or matches) the benchmark divided by the total number of periods.

Tracking Error: The active risk of the portfolio. It determines the standard deviation of the excess returns between the portfolio and the benchmark. It is calculated by creating a new return series of the excess returns and then calculating the population standard deviation of that return series.

Information Ratio: A measure of consistency in excess return. The annualized excess return over a benchmark divided by the annualized standard deviation (population) of excess return.

GIPS® is a registered trademark of CFA Institute. CFA Institute does not endorse or promote this organization, nor does it warrant the accuracy or quality of the content contained herein.

This may contain forward-looking statements within the meaning of the federal securities laws.

Actual results could and likely will differ, sometimes materially, from those projected or anticipated.

We are not undertaking any obligation to update or revise any forward looking statements whether as a result of new information, future events or otherwise. You should not take any statements regarding past trends as a representation that trends or activities will continue in the future. Accordingly, you should not put undue reliance on these statements.

The information contained herein represents neither an offer to sell nor a solicitation of an offer to buy any securities or investment service. This strategy will only be offered through appropriate documents, copies of which may be obtained upon request from InvestorServices@axiom-investors.com. Offers will not be made in any jurisdiction in which the making of an offer or the acceptance thereof would not be in compliance with the laws of such jurisdiction. Investors should read applicable materials carefully before making a decision to invest.

Risks of investing in the strategy:

Potential loss of investment: No guarantee or representation is made that the investment program used by Axiom will be successful. The strategy represents a speculative investment and involves a high degree of risk. An investment in the strategy should be discretionary capital set aside strictly for speculative purposes. Investors must have the financial ability, sophistication/experience and willingness to bear the risks of an investment in the strategy. An investment in the strategy is not suitable for all investors. An investor could lose all or a substantial portion of his/her/its investment. Only qualified eligible investors may invest in the strategy. Because of the nature of the trading activities, the results of the strategy's operations may be volatile from month to month and from period to period. Accordingly, investors should understand that past performance is not indicative of future results.

Fees and expenses: The strategy may be subject to substantial charges for management, advisory and brokerage fees. It may be necessary for those accounts that are subject to these charges to make substantial trading profits to avoid depletion or exhaustion of their assets.

Reliance on key persons: The strategy's manager or advisor has total trading authority over the strategy and may be subject to various conflicts of interest. The death, disability or departure of the manager or advisor may have a material effect on the strategy.

Counterparty and bankruptcy risk: Although Axiom will attempt to limit its transactions to counterparties which are established, well-capitalized and creditworthy, the strategy will be subject to the risk of the inability of counterparties to perform with respect to transactions, whether due to insolvency, bankruptcy or other causes, which could subject the strategy to substantial losses.

Volatile markets: Market prices are difficult to predict and are influenced by many factors, including: changes in interest rates, weather conditions, government intervention and changes in national and international political and economic events.

The above summary is not a complete list of the risks, tax considerations and other important disclosures relating to Axiom products or services. Prospective clients should read all disclosure documents provided by Axiom relating to its products or services before engaging Axiom's advisory services.

The information herein is only current as of the date indicated, and may be superseded by subsequent market events or for other reasons.

The Axiom Investors Collective Investment Trust is a trust for the collective investment of assets of participating tax-qualified pension and profit sharing plans and related trusts, and governmental plans as more fully described in the Declaration of Trust. The Axiom Investors Trust is managed by SEI Trust Company, the trustee, based on the investment advice of Axiom Investors, the investment adviser to the trust. As a bank collective trust, the Axiom Investors Trust is exempt from registration as an investment company.